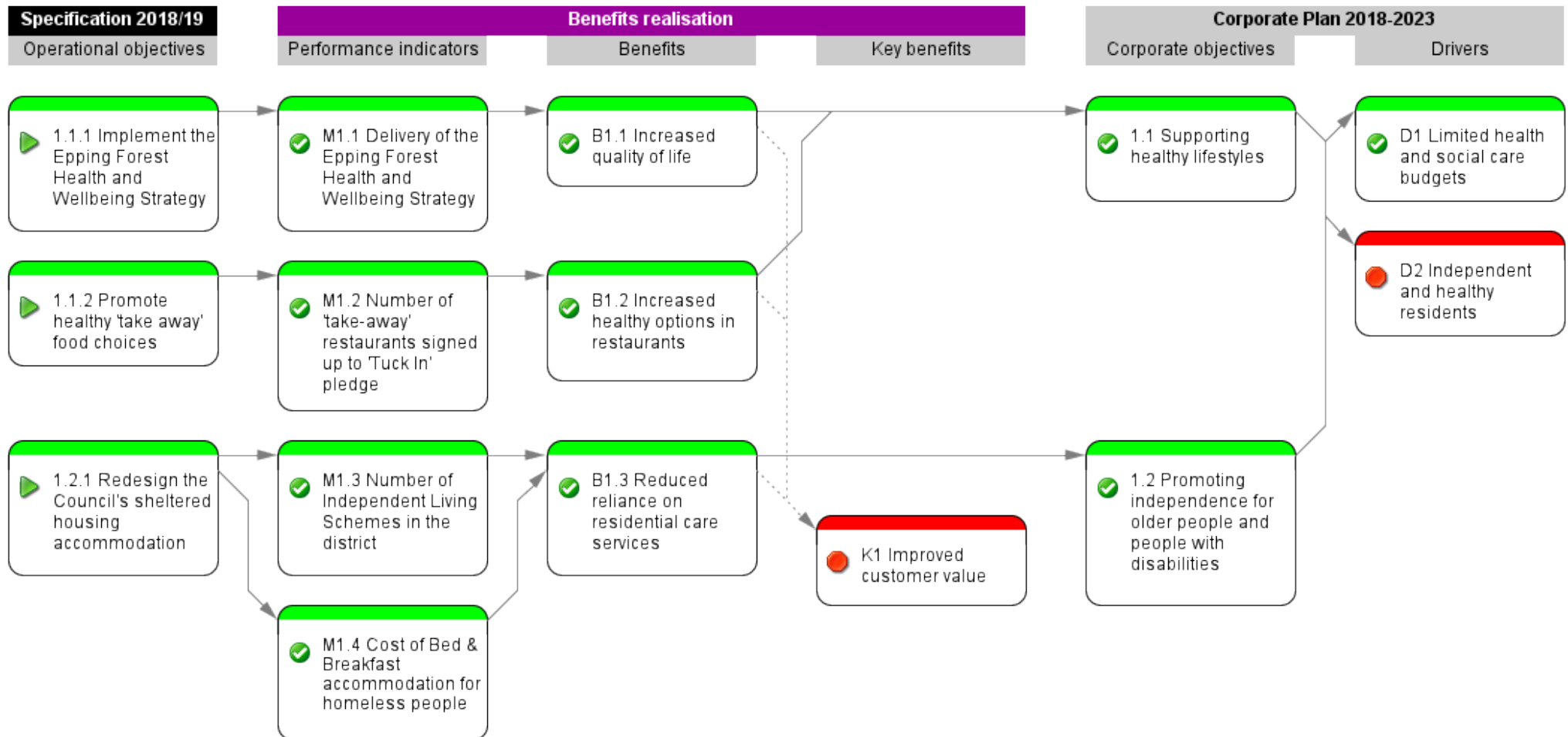


Aim 1 - People live longer, healthier and independent lives

Stronger communities



Aim 1 People live longer, healthier and independent lives

Stronger communities

To improve the quality of life and life expectancy of all our residents by promoting healthier lifestyles, as well as providing homes and facilities to reduce the future demand on social care services and support the independence of our more vulnerable residents.

Corporate objective 1.1 Supporting healthy lifestyles

Improving the quality of life, as well as life expectancy of all our residents by supporting and promoting healthier lifestyles, providing opportunities for physical activity and initiatives to support the emotional and mental health of our children and young people.

Operational objective 1.1.1 Implement the Epping Forest Health and Wellbeing Strategy

RAG	Description	Progress	Due date	Expected outcome	Scrutiny	Manager
▶	Implement the Epping Forest Health and Wellbeing Strategy	25%	31-Mar-2019	Action On Target	CSC	Assistant Director - Community Services & Safety (CSS01)
05-Jul-2018 Q1 – Multi-agency Action Groups have been established for each of the three health & wellbeing thematic priorities and Action Plans are currently being development in collaboration with the Council's partners.						


Operational objective 1.1.2 Promote healthy 'take-away' food choices

RAG	Description	Progress	Due date	Expected outcome	Scrutiny	Manager
▶	Promote healthy 'take-away' food choices	25%	31-Mar-2019	Action On Target	NSC	Assistant Director - Environment & Neighbourhoods (NNS01)
29-Aug-2018 2 Premises signed up: Anchor Fish Bar and Peggoty's Fish Bar						

Corporate objective 1.2 Promoting independence for older people and people with disabilities


Providing additional care facilities as well as future homes which in turn will reduce the demand on social care services and help to support independence.

Operational objective 1.2.1 Redesign the Council's sheltered housing accommodation

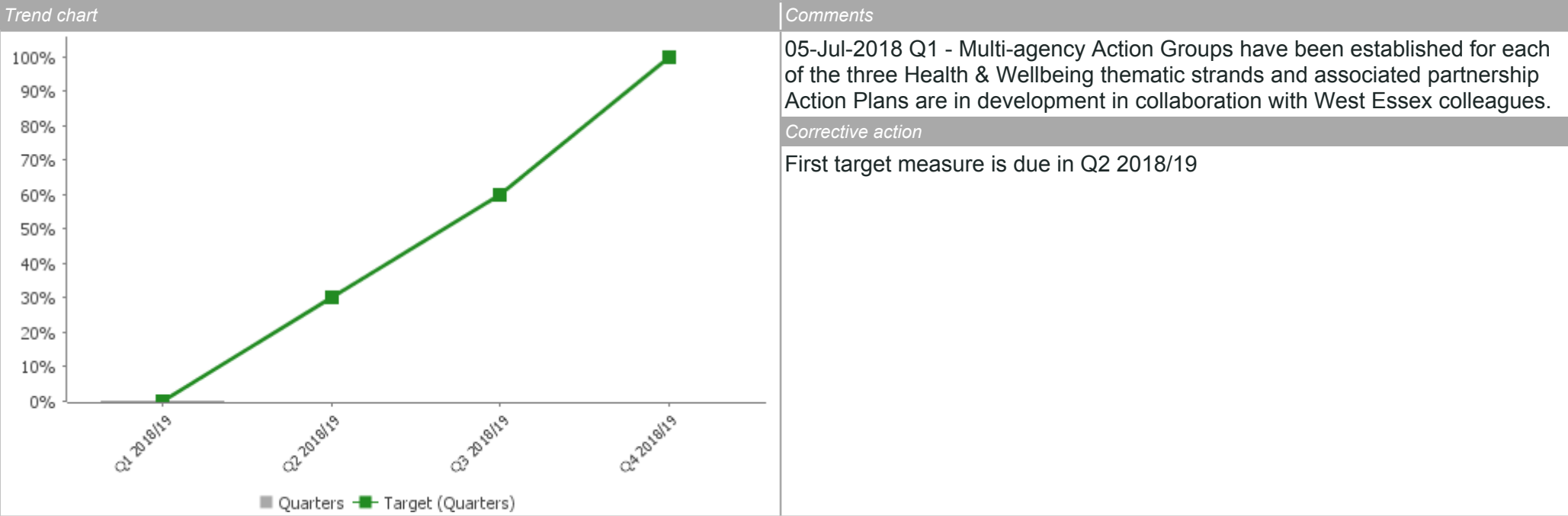
<i>RAG</i>	<i>Description</i>	<i>Progress</i>	<i>Due date</i>	<i>Expected outcome</i>	<i>Scrutiny</i>	<i>Manager</i>
	Redesign the Council's sheltered housing accommodation	25%	31-Mar-2019	Action On Target	CSC	Director of Communities (CDR01)
03-Jul-2018 Q1 – This project is currently being held in abeyance, pending the introduction of the new Senior Management Structure, due to the resultant increased commitments of the Director of Communities (who was leading the project) following the departure of the former Chief Executive and two other Directors.						


 **Performance indicator M1.1 Delivery of the Epping Forest Health and Wellbeing Strategy**

This indicator is a measure of the successful implementation of projects contributing to the multi-agency Epping Forest Health & Wellbeing Strategy 2018-28 (Year 1).

<i>Is year-end target likely to be achieved?</i>	 Uncertain	<i>Live from</i>	2018	<i>Scrutiny</i>	CSC
--	---	------------------	------	-----------------	-----

<i>Manager</i>	<i>Good performance</i>	<i>Corporate or Partnership indicator</i>	<i>Annual trend</i>
Assistant Director - Community Services & Safety (CSS01)	Aim to Maximise	Partnership	



Q1 2018/19			Q2 2018/19			Q3 2018/19			Q4 2018/19		
Target	Value	Status	Target	Value	Status	Target	Value	Status	Target	Value	Status
0%	0%		30%			60%			100%		

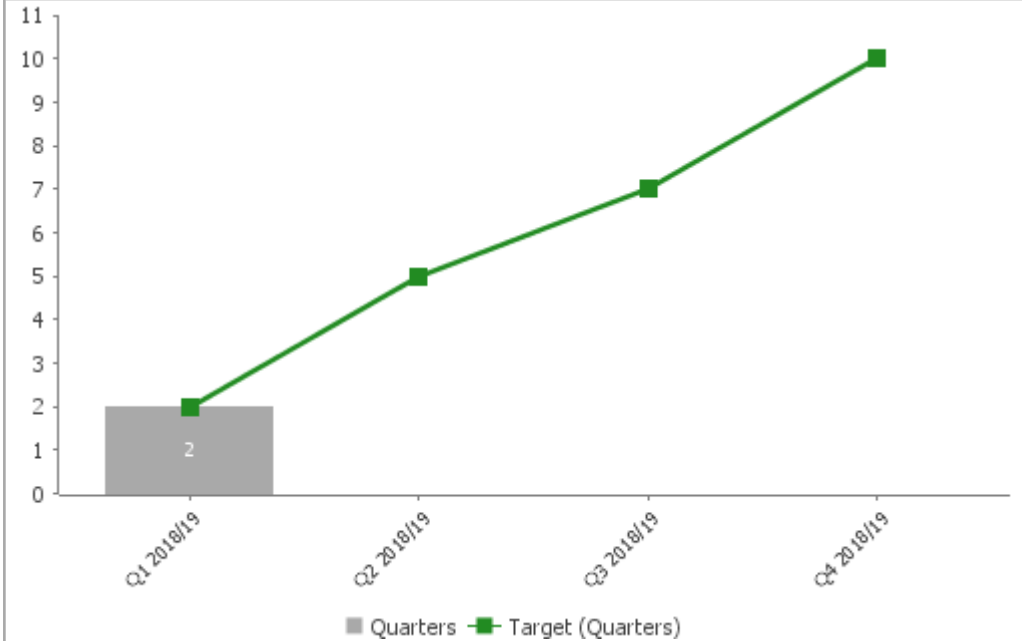
 **Performance indicator M1.2 Number of 'take-away' restaurants signed up to 'Tuck In' pledge**

This indicator is a measure of the number of take-away restaurants and cafes who sign up to the 'Tuck In' pledge (this is an Essex County Council initiative).

<i>Is year-end target likely to be achieved?</i>	<i>Live from</i>	<i>Scrutiny</i>
 Yes	2018	NSC

<i>Manager</i>	<i>Good performance</i>	<i>Corporate or Partnership indicator</i>	<i>Annual trend</i>
Assistant Director - Environment & Neighbourhoods (NNS01)	Aim to Maximise	Partnership	

Trend chart




Comments

28-Aug-2018 2 premises signed up: Anchor Fish Bar, Peggoty's Fish Bar.

Corrective action

--

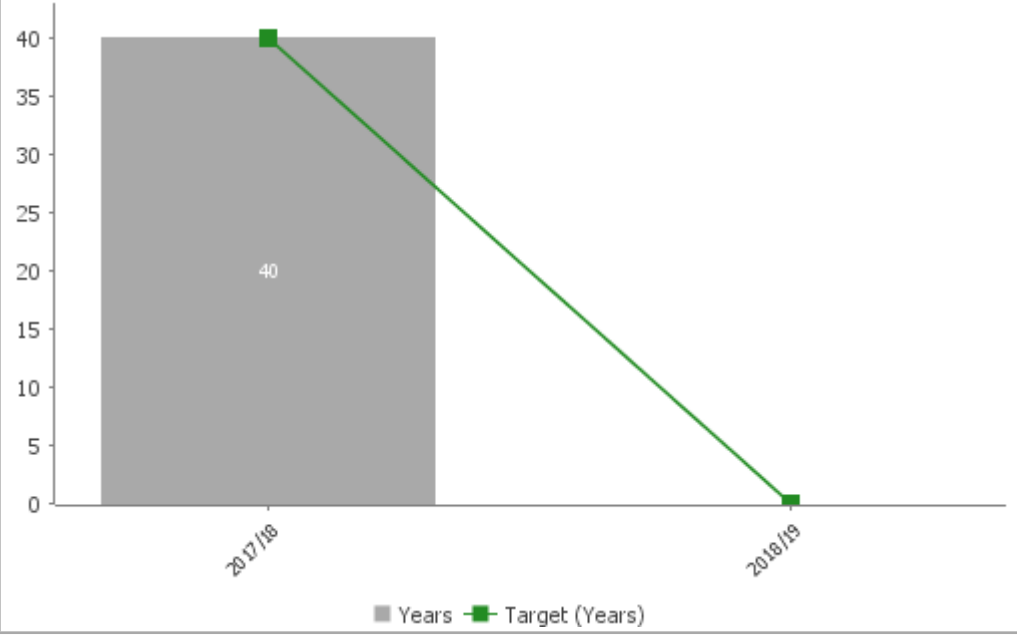
Q1 2018/19			Q2 2018/19			Q3 2018/19			Q4 2018/19		
Target	Value	Status	Target	Value	Status	Target	Value	Status	Target	Value	Status
2	2		5			7			10		

Performance indicator M1.3 Number of Independent Living Homes in the district

To promote an increase in the supply of Independent Living Homes for older people in the District, over the Corporate Plan Period (2018-23).

<i>Is year-end target likely to be achieved?</i>		<i>Live from</i>	<i>Scrutiny</i>
● Not applicable		2018	CSC
<i>Manager</i>		<i>Corporate or Partnership indicator</i>	
Director of Communities (CDR01)		Corporate	
<i>Good performance</i>		<i>Annual trend</i>	
Aim to Maximise		?	

Trend chart *Comments*



16-Jul-2018 No new schemes have been commenced or completed this year. However, new Independent living scheme planned at Hill House / Waltham Abbey next year .

29-Aug-2018 The commencement date to build a new Independent Living Scheme (ILS) has not been planned yet. The aim is to have approx. 50 new units built in 2019/20.

Corrective action

<i>Corrective action</i>		

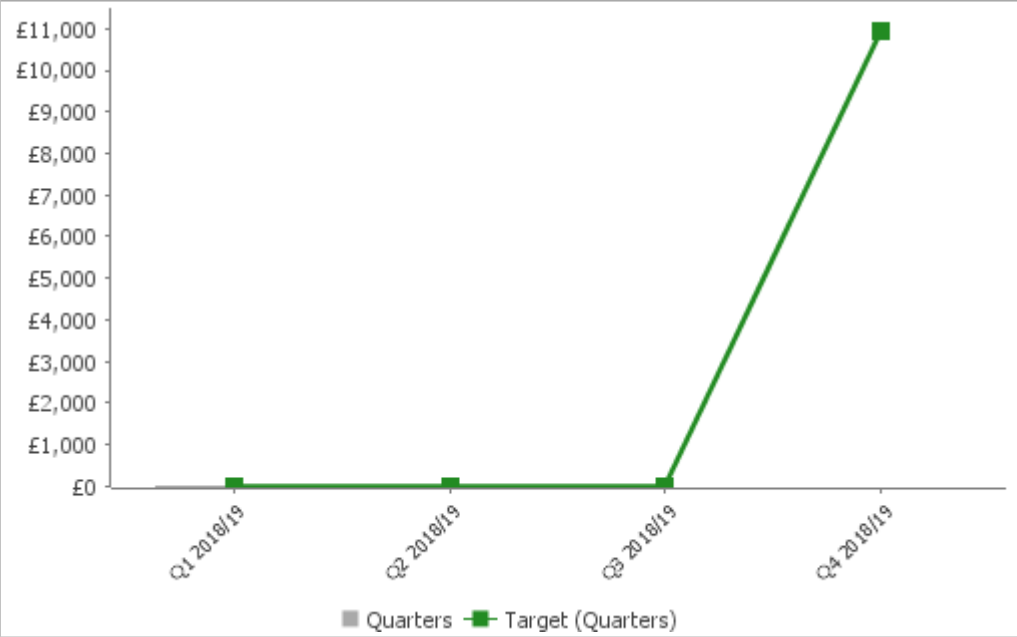
2018/19		
<i>Target</i>	<i>Value</i>	<i>Status</i>
0		

Performance indicator M1.4 Bed & Breakfast accommodation for homeless people

The indicator is intended to measure the savings generated by the reduction in the cost of Bed & Breakfast (B&B) accommodation for homeless people when accommodated in pods (temporary modular accommodation).

<i>Is year-end target likely to be achieved?</i>		<i>Live from</i>	<i>Scrutiny</i>
● Not applicable		2018	CSC
<i>Manager</i>		<i>Good performance</i>	
Assistant Director - Housing Operations (COP01)		Corporate or Partnership indicator	
		Annual trend	
		Corporate	
		?	

Trend chart



Comments

13-Jul-2018 Q3 It is anticipated this indicator will be reported from January 2019 when the first resident moves in.

13-Jul-2018 Q2 It is anticipated this indicator will be reported from January 2019 when the first resident moves in.

30-Aug-2018 Further delays now expected for this project, as well as increased costs, so this indicator will now be reported from 2019/20 onwards. In addition, we need to bottom out the exact calculations for the payback period and expected savings (if any) once we know what the installation costs are.

13-Jul-2018 Q1 It is anticipated this indicator will be reported from January 2019 when the first resident moves in.

Corrective action

Indicator not being measured until Q4 2019/20

Q1 2018/19			Q2 2018/19			Q3 2018/19			Q4 2018/19		
Target	Value	Status	Target	Value	Status	Target	Value	Status	Target	Value	Status
£0	£0	✓	£0			£0			£10,950		